

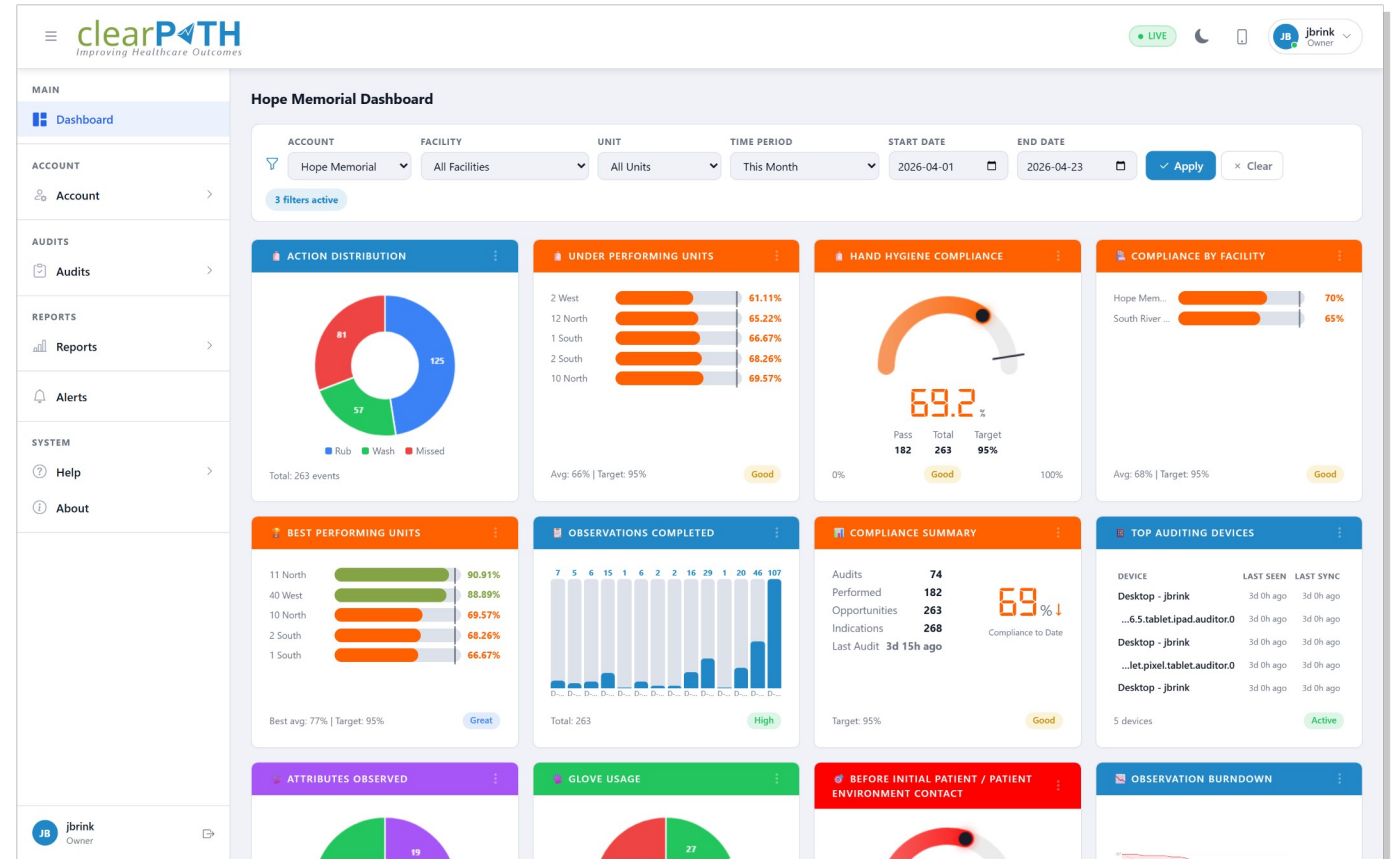


# Improving Health Care Outcomes

Version 2.0.3

sigmaIQ

support@clearpathhealthsolutions.com



# Agenda



- What is clearPath?
- Paper vs. electronic auditing
- How the pieces fit together
- The web interface and dashboard
- Direct observation — hand hygiene
- cp2go on tablet, mobile, PWA, and web
- Custom audits
- Reports — bar, line, distribution charts
- Editions of clearPath
- Cost of an outbreak
- Security, deployment, onboarding
- Why clearPath wins
- Getting help, citations, Q & A

# What is clearPath?



- Healthcare compliance monitoring platform
- Hand hygiene auditing using WHO 2 / 4 / 5 Moments
- Custom audits — surveys, ratings, attribute, compliance
- Real-time dashboard with 35+ widgets
- 46 report styles, scheduled distribution, archive
- Multi-tenant — corporate / facility / unit / floor isolation
- Open REST API — integrate with HRIS, BI, EHR
- On-prem or hosted (\*.cphs.cloud)

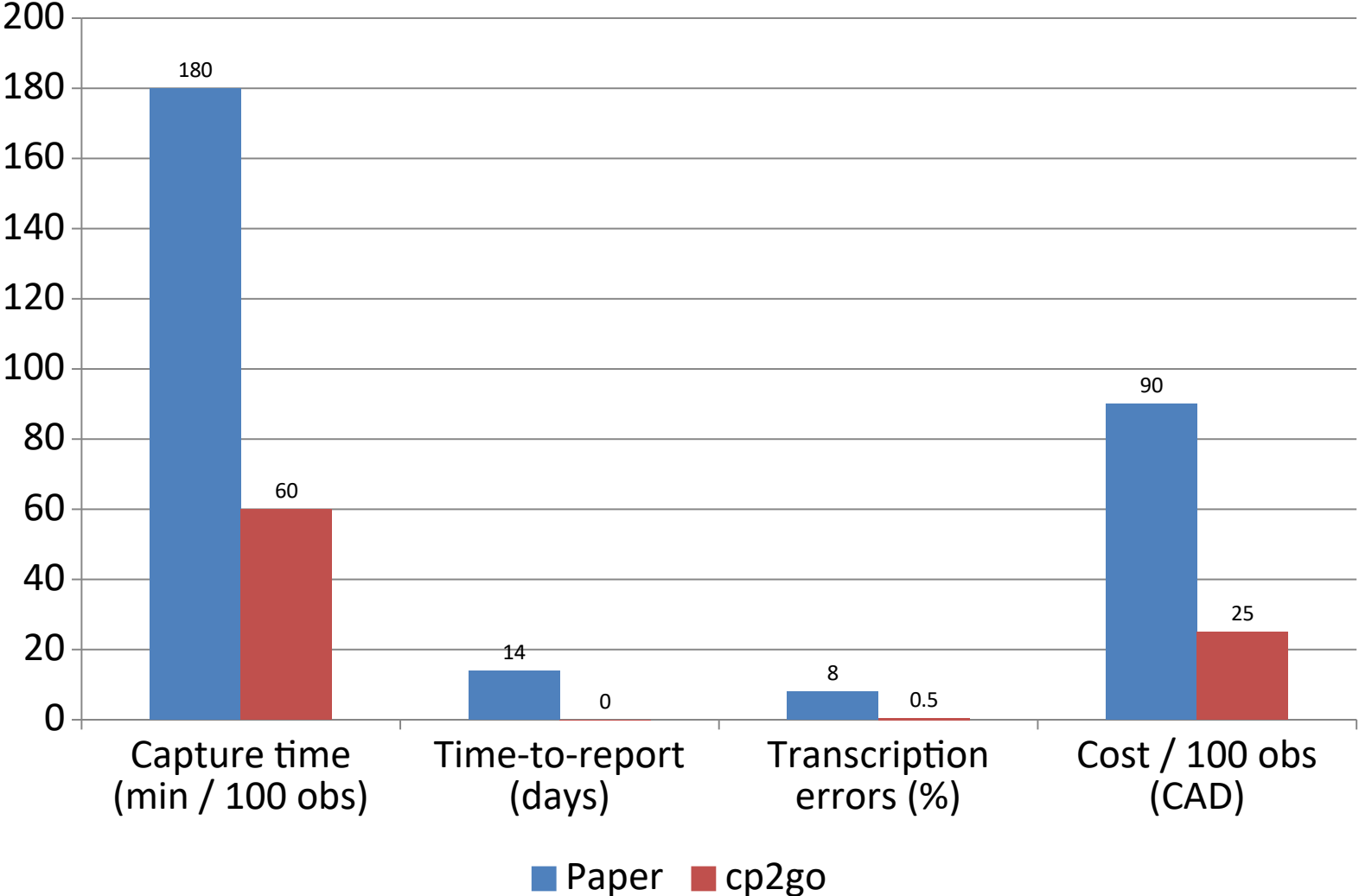
# The Problem with Paper Audits



- Slow capture — auditors juggle clipboard and observation
- Transcription cost — paper has to be re-keyed for analysis
- Transcription errors — illegible handwriting, missed fields
- Lost or misplaced forms
- No real-time visibility for unit managers or leadership
- Hard to audit the auditor — observer drift, observer bias
- Reports are weeks behind the data
- Scaling means more paper, not better insight

# Electronic vs. Paper — Time, Accuracy, Cost

Representative figures; see citations on the final slide

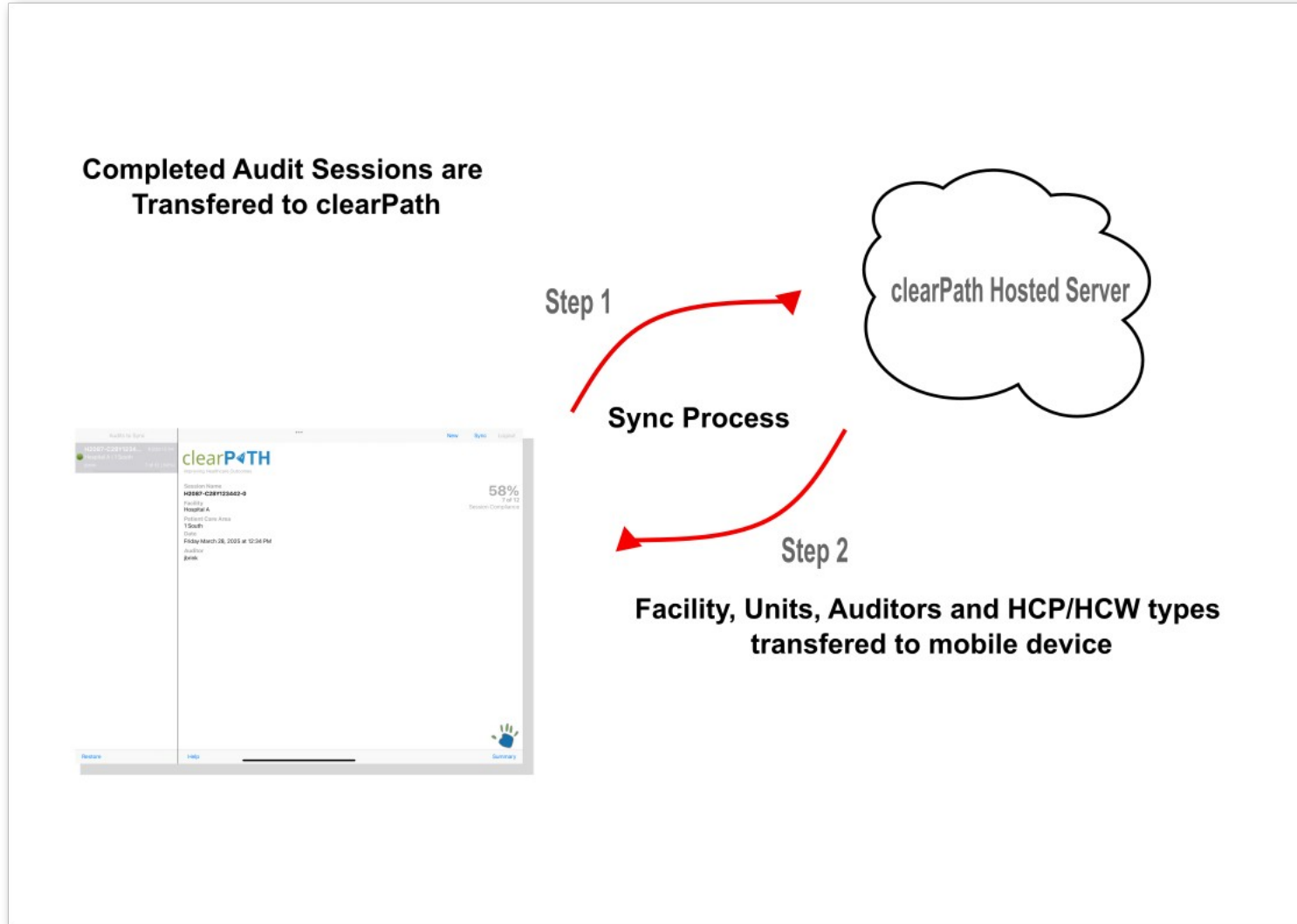


### What changes

- 3x faster capture
- Reports go from weeks to live
- Transcription errors → near zero
- Cost per 100 obs cut by ~70%
- Auditor accountability via timestamps
- Trend analysis without spreadsheets

# The clearPath Ecosystem

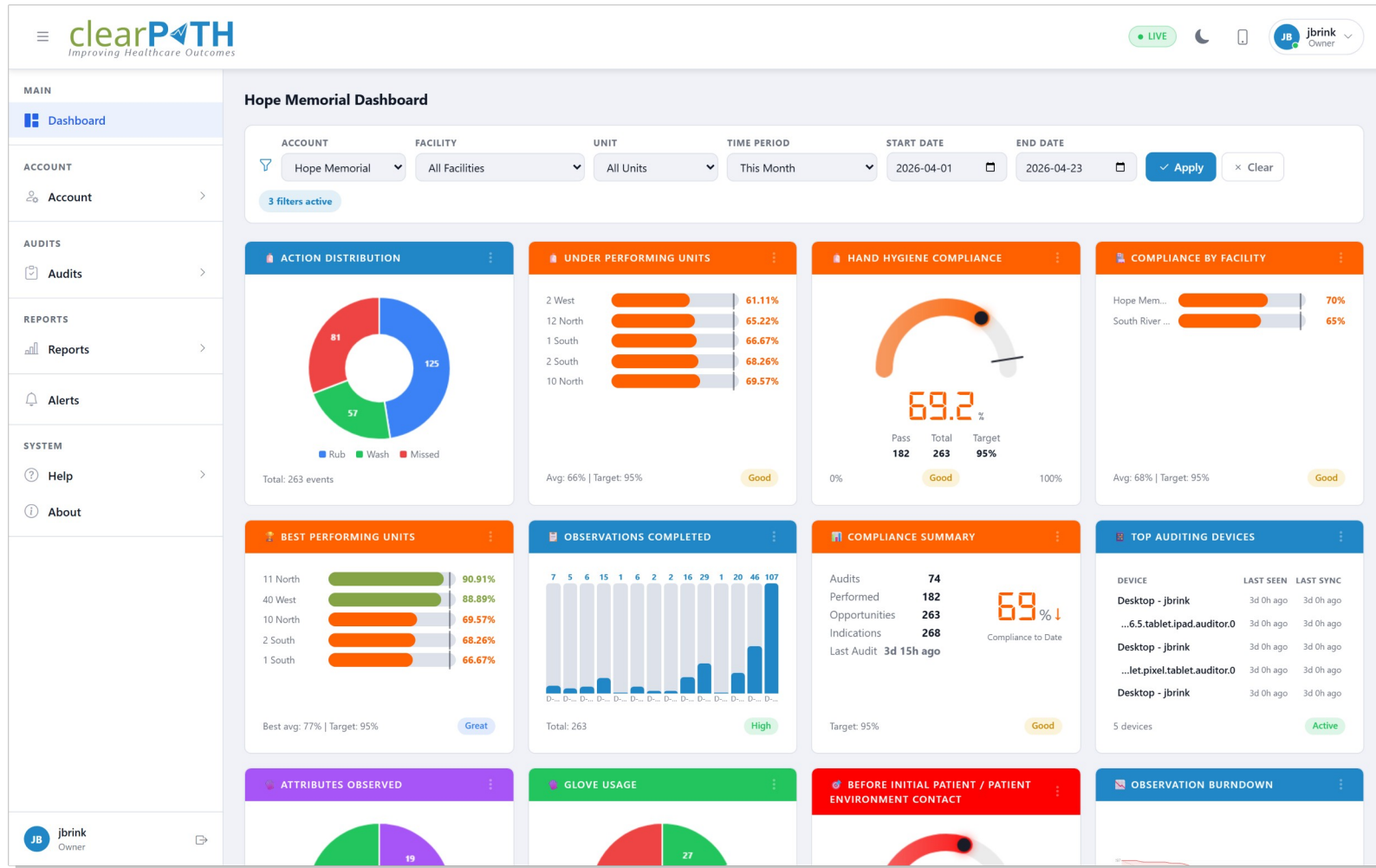
One sync layer ties every device, every audit, every report



## Bidirectional sync

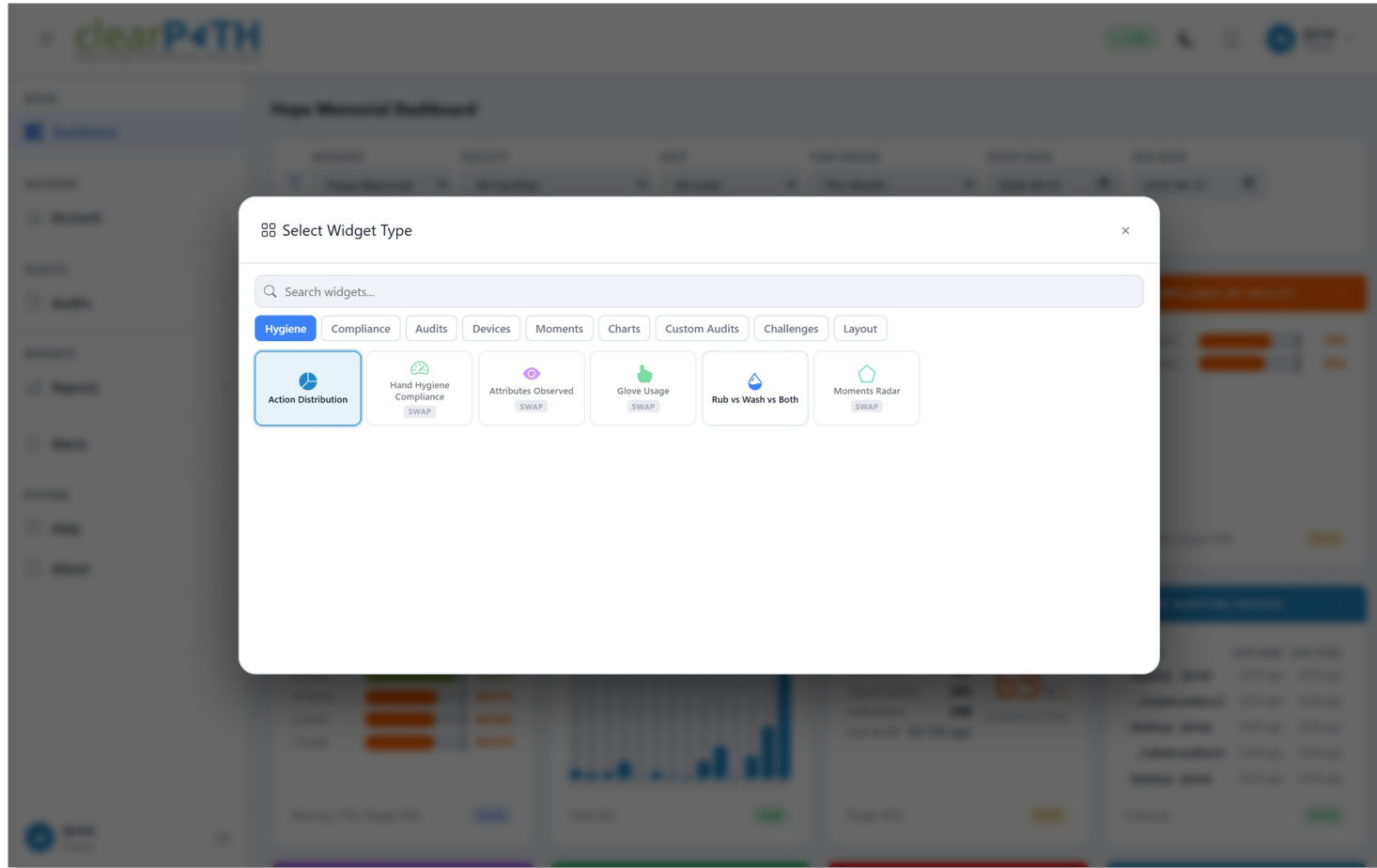
- Up: completed audit sessions
- Down: auditor list
- Down: facilities & PCAs
- Down: HCP types and indicators
- Down: targets and color ranges
- Offline-first — sync resumes automatically
- Same data model across all 5 form factors

# Web Interface — Real-Time Dashboard



- 35+ widget catalog
- Drillable detail pages
- Gauge / burndown / radar / map
- Color-range thresholds
- Target lines from corporate goals
- Account → Facility → Unit cascade
- Personalised per role

# Web Interface — Configuration & Management



- Accounts, corporations, facilities
- Units, floors, regions
- Provider categories & indicators
- Targets and color ranges
- Groups & reminders
- Alerts and notifications
- Digital signage feed
- Auditing devices registry

# Direct Observation — Hand Hygiene

WHO 5 Moments, Canadian 4 Moments, and 2 Moments — your call

Save Cancel      Audit (Hope Memorial Hospital | 2 South)      105 of 30


Nurse	A	BEF-PAT/ENV	BEF-ASP	AFT-BFL	AFT-PAT/ENV	Missed	Rub	Wash	Atr	03 s	ⓘ	ⓧ
Scratchpad Note		BEF-PAT/ENV	BEF-ASP	AFT-BFL	AFT-PAT/ENV	Missed	Rub	Wash	Atr		ⓘ	ⓧ
		BEF-PAT/ENV	BEF-ASP	AFT-BFL	AFT-PAT/ENV	Missed	Rub	Wash	Atr		ⓘ	✓
		BEF-PAT/ENV	BEF-ASP	AFT-BFL	AFT-PAT/ENV	Missed	Rub	Wash	Atr	03 s	ⓘ	✓
Select an HCP ...	A	BEF-PAT/ENV	BEF-ASP	AFT-BFL	AFT-PAT/ENV	Missed	Rub	Wash	Atr		ⓘ	○
Scratchpad Note		BEF-PAT/ENV	BEF-ASP	AFT-BFL	AFT-PAT/ENV	Missed	Rub	Wash	Atr		ⓘ	○
		BEF-PAT/ENV	BEF-ASP	AFT-BFL	AFT-PAT/ENV	Missed	Rub	Wash	Atr		ⓘ	○
		BEF-PAT/ENV	BEF-ASP	AFT-BFL	AFT-PAT/ENV	Missed	Rub	Wash	Atr		ⓘ	○
Select an HCP ...	A	BEF-PAT/ENV	BEF-ASP	AFT-BFL	AFT-PAT/ENV	Missed	Rub	Wash	Atr		ⓘ	○
Scratchpad Note		BEF-PAT/ENV	BEF-ASP	AFT-BFL	AFT-PAT/ENV	Missed	Rub	Wash	Atr		ⓘ	○
		BEF-PAT/ENV	BEF-ASP	AFT-BFL	AFT-PAT/ENV	Missed	Rub	Wash	Atr		ⓘ	○
		BEF-PAT/ENV	BEF-ASP	AFT-BFL	AFT-PAT/ENV	Missed	Rub	Wash	Atr		ⓘ	○
Select an HCP ...	A	BEF-PAT/ENV	BEF-ASP	AFT-BFL	AFT-PAT/ENV	Missed	Rub	Wash	Atr		ⓘ	○
Scratchpad Note		BEF-PAT/ENV	BEF-ASP	AFT-BFL	AFT-PAT/ENV	Missed	Rub	Wash	Atr		ⓘ	○
		BEF-PAT/ENV	BEF-ASP	AFT-BFL	AFT-PAT/ENV	Missed	Rub	Wash	Atr		ⓘ	○
		BEF-PAT/ENV	BEF-ASP	AFT-BFL	AFT-PAT/ENV	Missed	Rub	Wash	Atr		ⓘ	○

Observations : 4 | Duration : 15 s

- Per-moment compliance capture
- Technique: rub / wash / both / missed
- By HCP type, PCA, unit, facility
- Indicators (BEF-PAT, AFT-PAT, ...)
- Auditor-area filtering
- Notes per observation
- Real-time roll-up to dashboard
- Auditor accountability via session log

# cp2go — The Auditing App

Same audit experience on every device an auditor already owns



- Apple iPad
- Apple iPhone
- Android tablet & phone
- Windows desktop / tablet
- PWA — installable, offline-capable
- Browser-based fallback
- Mobile web for emergency capture
- No app-store gating for the PWA

# cp2go on Mobile and PWA

Offline-first capture; auto-sync when connected

The screenshot shows the 'clearPath' mobile app interface. At the top, there is a status bar with 'clearPath', 'ONLINE', a moon icon, and a user profile 'JB'. Below this is a header with a back arrow and the title 'Session'. The main content area contains a form with the following fields:

Session Name	H2429-26D0423114923
Auditor	jbrink
Facility	Hope Memorial Hospital
Unit	10 North
Target	—
Completed	0

Below the form is a text input field for 'Session Notes (Optional)'. At the bottom, there are two large buttons: a blue 'Add Observation' button and a red 'Close Session' button.

The screenshot shows the 'cp2go' PWA interface. At the top, there is a status bar with the time '2:10', a blacked-out name, and icons for signal, Wi-Fi, and battery. Below this is a header with the title 'Session'. The main content area contains a form with the following fields:

Session Name	H2087-26D2502100...
Auditor	jbrink
Facility	Hope Memorial Hosp...
Unit	2 South
Target	136 of 30
Completed	0

Below the form is a text input field for 'Session Notes (Optional)'. At the bottom, there are two large buttons: a blue 'Add Observation' button and a red 'Close Session' button.

- PWA installs from a URL — no app store
- Encrypted local cache during outage
- Auto-sync when network returns
- Same UX as tablet — no retraining
- Phone = always-with-you backup
- Rolls into the same dashboards

# Custom Audits

Build your own forms — surveys, ratings, attribute audits, compliance audits

The screenshot shows a 'New Custom Audit' dialog box. At the top, there is a title bar with a close button. Below the title bar, there is a 'New Audit' button with a 'NEW' tag. Underneath, there are three buttons: 'Create', 'Import', and 'Copy'. The main form area contains a 'TITLE \*' field with the placeholder text 'e.g. Hand Hygiene — ICU Protocol'. Below the title field, there are two dropdown menus: 'BASE LANGUAGE' set to 'English' and 'SURVEY GROUP' set to 'Default'. At the bottom of the dialog, there are 'Cancel' and 'Create' buttons.

- Categories of audits
- Question pools
- Response pools
- Page-level settings & branding
- Permissions per audit type
- Same sync, scoring, archive
- Custom-audit dashboards
- Custom-audit reports

# Reports — Bar Chart Example

## Compliance Ranked by PCA

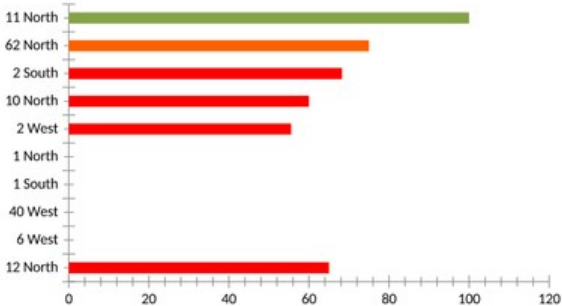


Unit	Total Observations	% Compliance
<b>Hope Memorial Hospital</b>		
11 North	1	100.0 %
62 North	4	75.0 %
2 South	167	68.3 %
10 North	15	60.0 %
2 West	9	55.6 %
1 North	---	--- %
1 South	---	--- %
40 West	---	--- %
6 West	---	--- %
<b>South River Medical Centre</b>		
12 North	20	65.0 %
<b>Average</b>		
<b>Fallback</b>		66.7 %
		95.0 %

**Legend**

Period : 2026 Fiscal Year  
 Report ID : 001194  
 Excluded Facilities : none  
 Filter : All Facilities (Reportable and NonReportable PCA's) and All User Categories  
 Created : 04-23-2026 04:34:53 PM  
 Auditor Areas : All  
 HCP : Nurse,Medical Student,Nursing Student,Social Worker,Pastoral Care,Laboratory,Physio/OT/Speech,Housekeeping,Transporter,Diagnostic Imaging,Respiratory Therapist,Dietician / Dietary,Other,Pharmacy,EMS,Volunteer,Family / Visitor,ECG,Radiation Therapist,Clerk  
 Indicators : BEF-PAT/ENV, BEF-ASP, AFT-BFL, AFT-PAT/ENV  
 Options : All Blank Rows Suppressed  
 Target Compliance : Fallback = 95.0 %  
 [Red] = Below Target  
 [Green] = Above Target

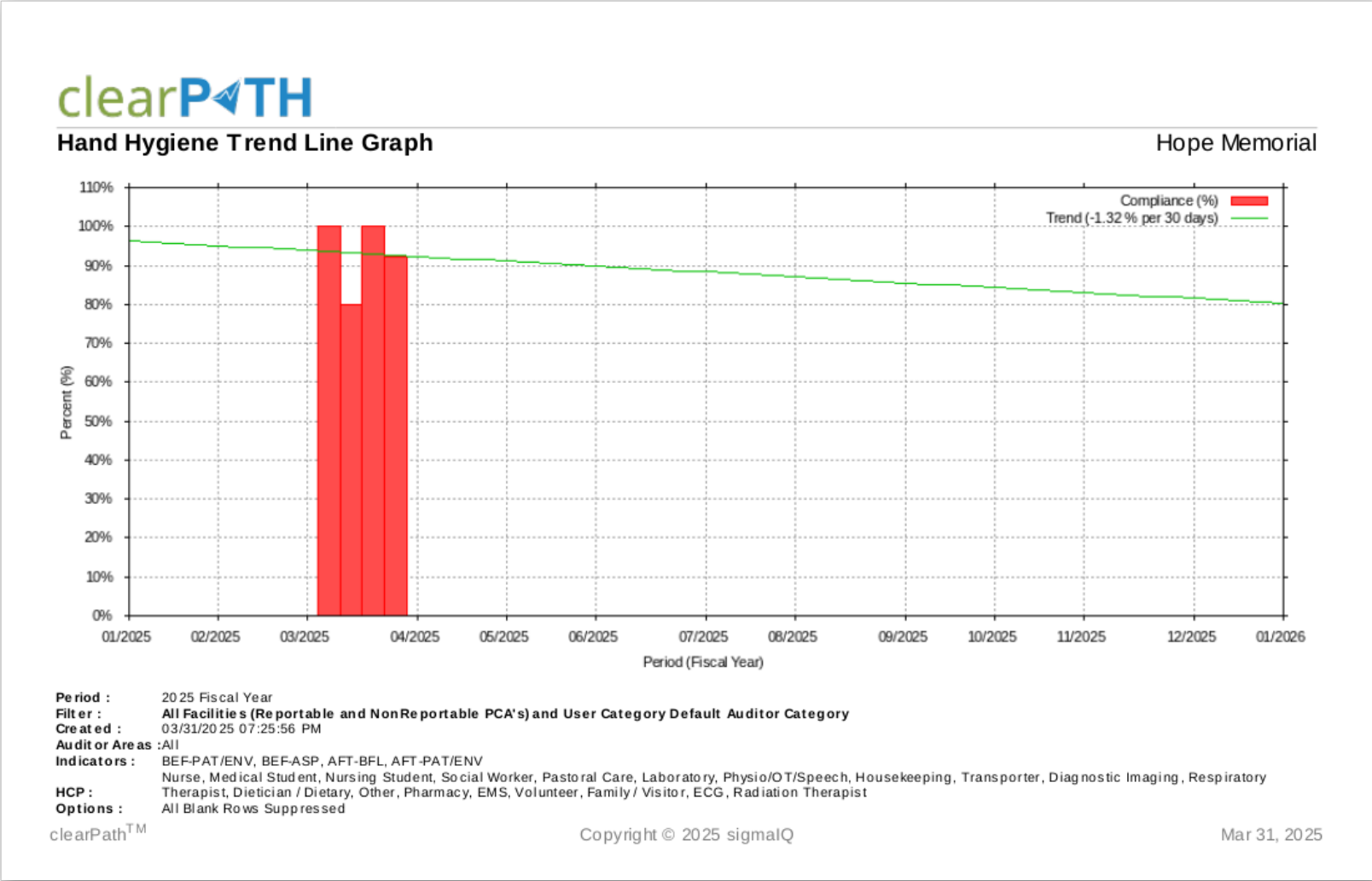
Hope Memorial  
Hope Memorial



- Ranked / sorted output
- Highlights outliers
- Filter by period & facility
- PDF, CSV, Excel
- Schedule by email distribution

# Reports — Trend Line Example

## Hand Hygiene Trend Line



- Compliance over time
- Spot regressions early
- Target line overlay
- Fiscal-year or rolling window
- Per moment / per indicator

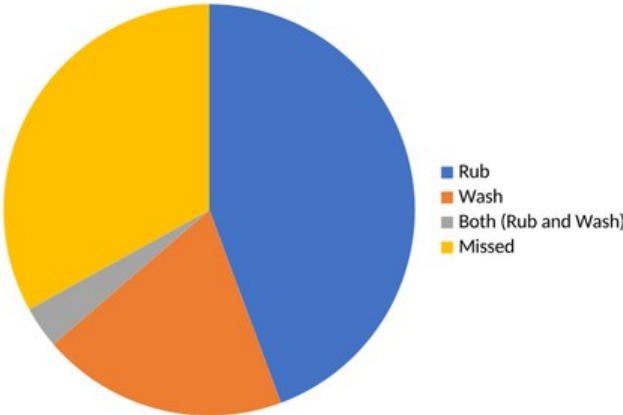
# Reports — Distribution Example

Technique Distribution (Rub / Wash / Both / Missed)



Hope Memorial  
Hope Memorial

Technique	Observed	% Distribution
Rub	94	44.3
Wash	41	19.3
Both (Rub and Wash)	7	3.3
Missed	70	33.0
<b>Total</b>	<b>212</b>	<b>100.0</b>



### Legend

**Period :** 2026 Fiscal Year  
**Report ID :** 001163  
**Excluded Facilities :** none  
**Filter :** All Facilities (Reportable and NonReportable PCA's) and All User Categories  
**Created :** 04-23-2026 04:27:51 PM  
**Auditor Areas :** All  
**HCP :** Nurse, Medical Student, Nursing Student, Social Worker, Pastoral Care, Laboratory, Physio/OT/Speech, Housekeeping, Transporter, Diagnostic Imaging, Respiratory Therapist, Dietician / Dietary, Other, Pharmacy, EMS, Volunteer, Family / Visitor, ECG, Radiation Therapist, Clerk  
**Indicators :** BEF-PAT/ENV, BEF-ASP, AFT-BFL, AFT-PAT/ENV  
**Options :** All Blank Rows Suppressed

Note : This report shows the distribution of technique not the compliance by technique.

- Pie / distribution view
- Counts and percentages
- Filter by HCP type or PCA
- Highlights missed opportunities
- Pairs with compliance reports

# Reports — The Catalogue

46 report styles included

- Hand Hygiene Compliance Summary
- Compliance Ranked by PCA / Unit / Facility
- By Technique, By Indicator, By HCP Type
- Trend Line over time / fiscal year
- Calendar of compliance
- By Type Indicator Trend (Last Five Years)
- Facility PCA Over Time Graph
- HCP Over Time Graph
- Custom Audit Survey & Survey Results
- Compliant Days, Bracelets Compliance
- Audit Form, Audit Progress Summary
- Distribution Summary
- Fiscal-Year Hand Hygiene Certificate of Excellence

## Output options

- PDF, CSV, Excel
- Scheduled email distribution
- Distribution lists & dynamic name tags
- Report archive & re-issue
- Key-word manager for branding
- Multi-style per report (A / B layouts)
- Custom logo on every page

# Editions of clearPath

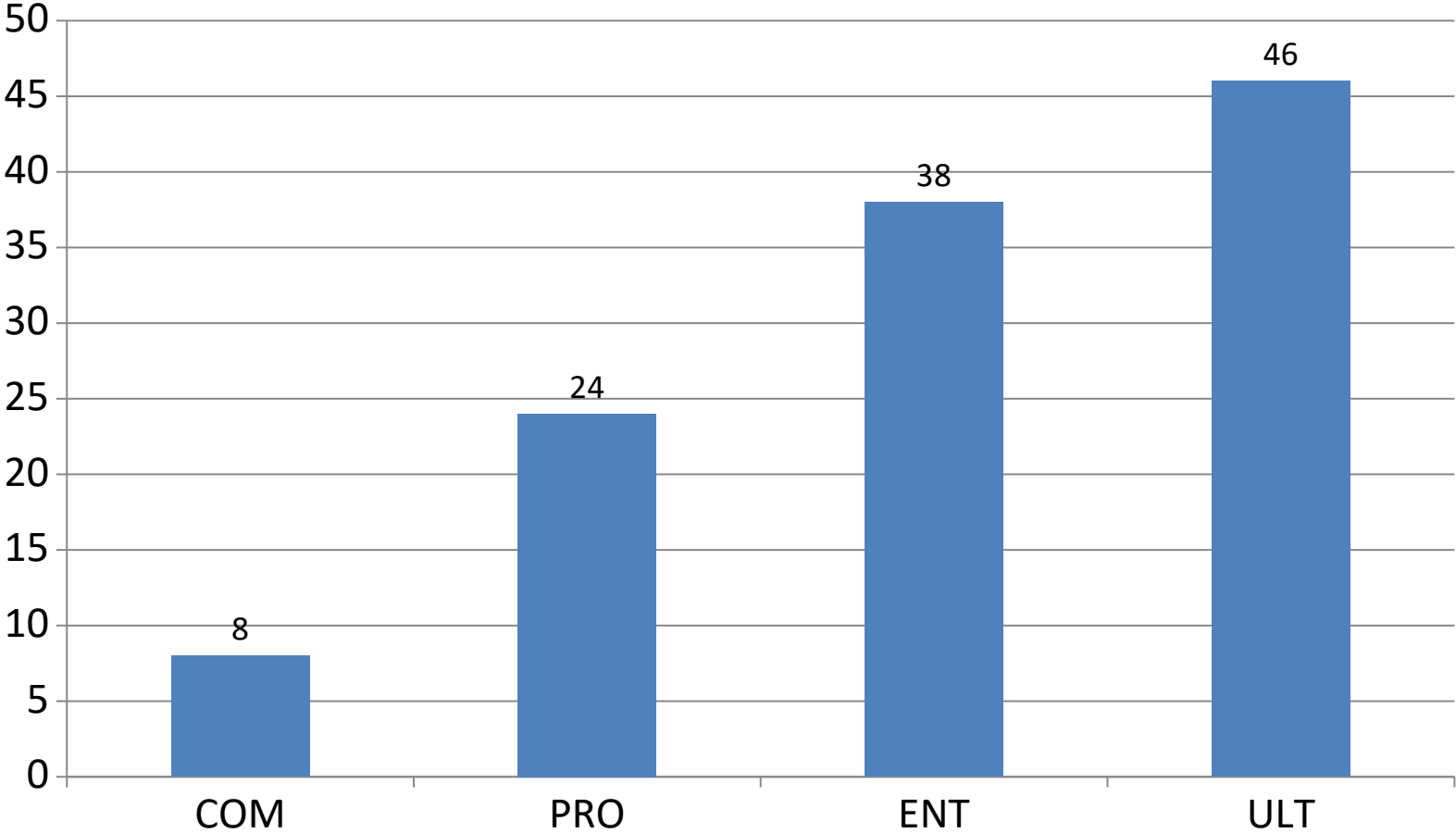
Pay only for what you need — upgrade in place

Capability	COM	PRO	ENT	ULT
Hand hygiene auditing (cp2go)	✓	✓	✓	✓
Real-time dashboard	✓	✓	✓	✓
Core compliance reports	—	✓	✓	✓
Trend & distribution reports	—	✓	✓	✓
Custom audits	—	—	✓	✓
Multi-account / multi-facility	—	—	✓	✓
Scheduled report distribution	—	✓	✓	✓
Report archive	—	—	✓	✓
Digital signage feed	—	—	✓	✓
REST API	—	—	✓	✓
Certificate of Excellence reports	—	—	—	✓

# Reports Included by Edition

Indicative count of report styles unlocked at each tier

## Report styles

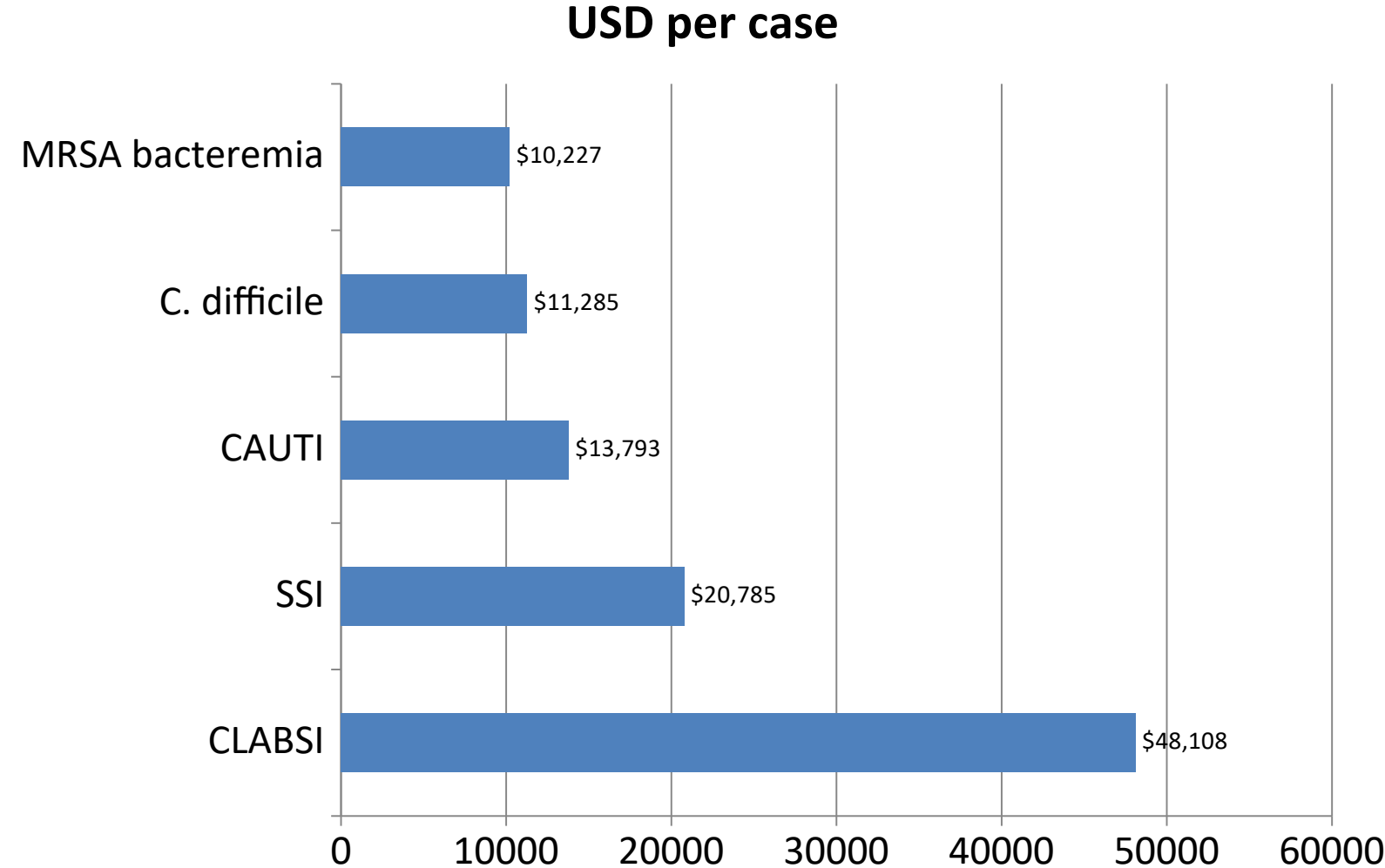


### Upgrade in place

- Start at COM, grow into ULT
- No data migration on upgrade
- Same database, same UI
- Add reports without re-training

# Cost of an Outbreak

One prevented HAI typically pays for clearPath many times over



### Beyond the dollars

- Extra bed-days
- Staff & PPE consumption
- Contact tracing time
- Family communication
- Reputation and PR damage
- Regulatory reporting load
- Litigation exposure

Per-case cost ranges — Zimlichman 2013 / CDC Scott 2009 (see citations)

# Security & Deployment



- On-prem or hosted at \*.cphs.cloud
- Indy HTTP server, MySQL backend
- Per-account tenant isolation
- TLS in transit, password hashing at rest
- Role-based access control
- Two-factor authentication
- Session-timeout enforcement
- Full audit trail of administrative actions
- PWA = no app-store dependency, no MDM blocker

# Implementation & Onboarding



- Site-ID provisioning via [siteid.cphs.cloud](https://siteid.cphs.cloud)
- Facility / unit / floor import
- Auditor accounts & roles
- Targets and color ranges configured
- cp2go pilot on a single unit
- Auditor training (handout + walkthrough PDF)
- Go-live with dashboard rollout
- Reports scheduled and distribution lists set
- Direct line to the engineering team

# Why clearPath Wins

The differentiators that close the deal



- One platform, every device — no auditor left out
- Offline-first auditing — capture in any dead zone
- 46 report styles, scheduled & archived
- Custom audits without a developer
- Real-time dashboard for leadership
- Multi-tenant from day one
- Open REST API — Power BI / Tableau / EHR integration
- Digital signage feed for unit-level visibility
- Predictable pricing, four editions, upgrade in place
- Canadian-built, healthcare-focused, direct engineering access

# Getting Help



## Reach us any time

### Support

[support@clearpathhealthsolutions.com](mailto:support@clearpathhealthsolutions.com)

### Sales

[sales@clearpathhealthsolutions.com](mailto:sales@clearpathhealthsolutions.com)

### General

[info@clearpathhealthsolutions.com](mailto:info@clearpathhealthsolutions.com)

### Online help

<https://www.clearpathhealthsolutions.com>

### Support portal

<https://support.clearpathhealthsolutions.com>

### Phone

905 448 3100

# Citations & References

1. WHO Guidelines on Hand Hygiene in Health Care. World Health Organization, 2009.
2. Boyce JM. Electronic monitoring in combination with direct observation as a means to significantly improve hand hygiene compliance. *Am J Infect Control*. 2017;45(5):528-535.
3. Yin J, Reisinger HS, Vander Weg M, et al. Establishing evidence-based criteria for directly observed hand hygiene compliance monitoring programs: a prospective, multicenter cohort study. *Infect Control Hosp Epidemiol*. 2014;35(9):1163-1168.
4. Zimlichman E, Henderson D, Tamir O, et al. Health care-associated infections: a meta-analysis of costs and financial impact on the US health care system. *JAMA Intern Med*. 2013;173(22):2039-2046.
5. Scott RD II. The Direct Medical Costs of Healthcare-Associated Infections in U.S. Hospitals and the Benefits of Prevention. CDC, 2009.
6. Public Health Agency of Canada. Routine Practices and Additional Precautions for Preventing the Transmission of Infection in Healthcare Settings.
7. Haque M, et al. Health care-associated infections — an overview. *Infect Drug Resist*. 2018;11:2321-2333.

clearP<sup>ATH</sup>

# Thank you

Improving Health Care Outcomes

---

[support@clearpathhealthsolutions.com](mailto:support@clearpathhealthsolutions.com)

<https://www.clearpathhealthsolutions.com>

sigmaIQ • 905 448 3100

